

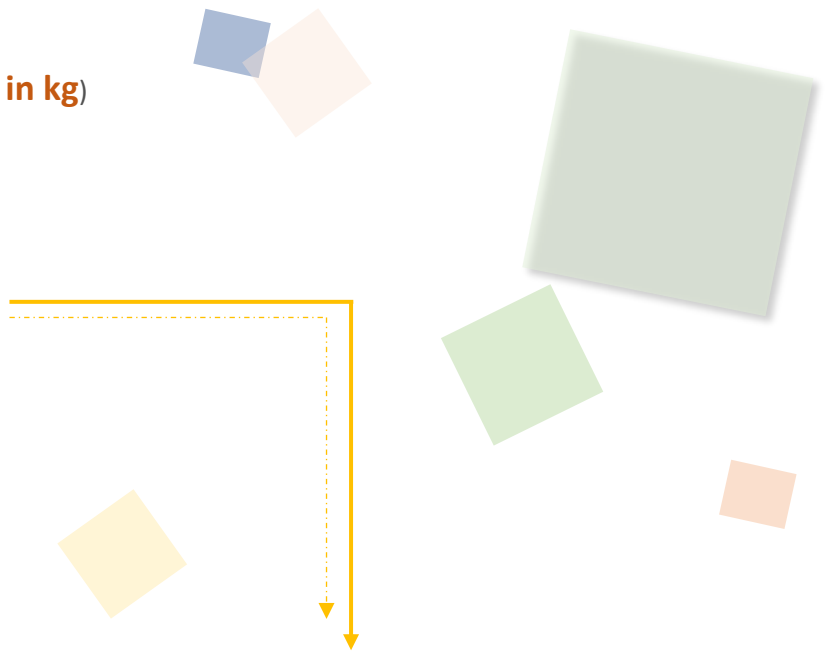
Trading Volume & Amount in Charts

■ VOLUME

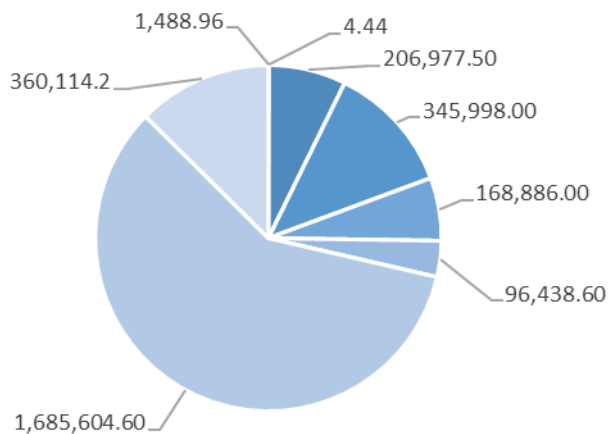
Popular Products (Trading Volume, in kg)

Total: 36,433,336.30


- ◆ Au Products: 2,865,512.30
- ◆ Ag (T+D): 32,203,570.00
- ◆ Others: 1,364,254.00

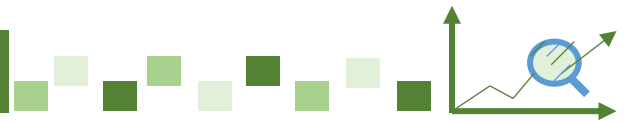


Popular Au Products Trading Volume (in kg)



- iAu9999
- PGC30g
- Au99.99
- Au(T+D)
- SHAU
- mAu(T+D)
- PAu99.99
- Others





Trading Volume & Amount in Charts

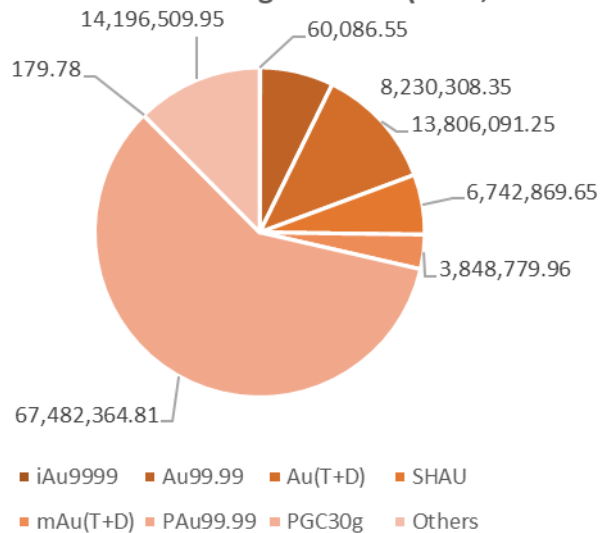
AMOUNT

Popular Products (Trading Amount, in 10,000 RMB)

Total: 130,492,279.04

- ◆ Au Products: 114,367,190.31
- ◆ Ag (T+D): 15,275,328.52
- ◆ Others: 849,760.21


Popular Au Products Trading Amount (in 10,000 RMB)





Trading Volume & Amount in Details


Trading Volume (in kg)							
Contract	Previous Month Daily Average	Present Month Daily Average	Previous Month accumulative total	Present Month accumulative total	Month-on-Month	Year-on-Year	Present Year accumulative total
Au99.95	81.16	92.42	1,542.00	1,756.00	13.88%	-51.30%	11,236.00
Au99.99	12,094.24	10,893.55	229,790.50	206,977.50	-9.93%	1.76%	1,293,702.16
Au100g	16.39	18.84	311.40	358.00	14.96%	-36.73%	2,178.40
Au995	0.00	0.00	0.00	0.00	-	-	0.00
PGC30g	0.14	0.23	2.70	4.44	64.44%	15.63%	25.50
iAu9999	1,046.92	78.37	19,891.52	1,488.96	-92.51%	-95.94%	32,509.24
iAu100g	0.13	0.00	2.40	0.00	-100.00%	-100.00%	2.40
iAu995	0.00	0.00	0.00	0.00	-	-	400.00
Au(T+D)	18,309.47	18,210.42	347,880.00	345,998.00	-0.54%	-42.18%	2,006,920.00
mAu(T+D)	4,127.88	5,075.72	78,429.80	96,438.60	22.96%	-9.43%	527,661.00
Au(T+N1)	13.46	2.05	255.80	39.00	-84.75%	-87.90%	8,677.40
Au(T+N2)	4.73	0.76	89.80	14.40	-83.96%	-97.92%	8,136.60
NYAuTN06	82.61	100.58	1,569.60	1,911.00	21.75%	20.75%	8,235.80
NYAuTN12	72.37	106.20	1,375.00	2,017.80	46.75%	-15.28%	13,467.00
PAu99.95	15,992.21	7,556.74	303,852.00	143,578.00	-52.75%	152.60%	574,834.00
PAu99.99	83,372.47	88,716.03	1,584,077.00	1,685,604.60	6.41%	2.98%	8,754,201.00
IPAu99.99	11,699.47	8,947.37	222,290.00	170,000.00	-23.52%	126.15%	1,375,642.16
IPAu99.5	0.00	0.00	0.00	0.00	-	-	0.00
OAU99.99	715.79	2,128.42	13,600.00	40,440.00	197.35%	122.20%	119,420.00
LAu99.95	0.00	0.00	0.00	0.00	-	-100.00%	820.00
LAu99.99	0.00	0.00	0.00	0.00	-	-100.00%	11,260.00
SHAU	5,669.79	8,888.74	107,726.00	168,886.00	56.77%	46.08%	607,914.00
Pt99.95	866.84	513.37	16,470.00	9,754.00	-40.78%	-12.60%	48,720.00
Ag99.99	813.16	476.84	15,450.00	9,060.00	-41.36%	-49.50%	60,030.00
Ag(T+D)	1,761,573.47	1,694,924.74	33,469,896.00	32,203,570.00	-3.78%	-74.06%	213,180,776.00
PAG99.99	9,701.05	13,263.16	184,320.00	252,000.00	36.72%	-51.17%	1,322,460.00
OAG99.99	0.00	0.00	0.00	0.00	-	-	0.00
SHAG	54,080.53	57,549.47	1,027,530.00	1,093,440.00	6.41%	13.19%	4,809,390.00
Au Products (in total)	153,299.24	150,816.44	2,912,685.52	2,865,512.30	-1.62%	0.14%	15,357,242.66
Ag Products (in total)	1,826,168.21	1,766,214.21	34,697,196.00	33,558,070.00	-3.28%	-73.30%	219,372,656.00
Pt Products (in total)	866.84	513.37	16,470.00	9,754.00	-40.78%	-12.60%	48,720.00
Total	1,980,334.29	1,917,544.02	37,626,351.52	36,433,336.30	-3.17%	-71.66%	234,778,618.66

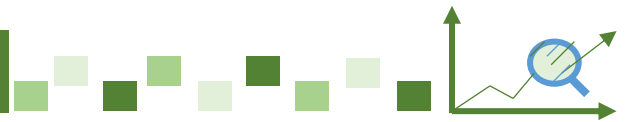




Trading Volume & Amount in Details

Trading Amount (in 10,000 RMB)							
Contract	Previous Month Daily Average	Present Month Daily Average	Previous Month accumulative total	Present Month accumulative total	Month-on-Month	Year-on-Year	Present Year accumulative total
Au99.95	3,215.02	3,696.33	61,085.45	70,230.35	14.97%	-49.34%	432,210.95
Au99.99	480,901.01	433,174.12	9,137,119.17	8,230,308.35	-9.92%	4.84%	50,061,190.46
Au100g	657.74	752.80	12,497.03	14,303.28	14.45%	-34.35%	85,585.86
Au995	0.00	0.00	0.00	0.00	-	-	0.00
PGC30g	5.78	9.46	109.78	179.78	63.77%	19.69%	1,011.59
iAu9999	42,197.91	3,162.45	801,760.24	60,086.55	-92.51%	-95.75%	1,290,232.19
iAu100g	4.78	0.00	90.77	0.00	-100.00%	-100.00%	90.77
iAu995	0.00	0.00	0.00	0.00	-	-	14,954.40
Au(T+D)	734,327.91	726,636.38	13,952,230.32	13,806,091.25	-1.05%	-40.17%	78,710,024.66
mAu(T+D)	165,698.05	202,567.37	3,148,262.95	3,848,779.96	22.25%	-6.10%	20,530,474.57
Au(T+N1)	536.39	81.71	10,191.33	1,552.42	-84.77%	-87.59%	328,326.04
Au(T+N2)	189.29	30.66	3,596.59	582.50	-83.80%	-97.84%	310,997.02
NYAuTN06	3,323.31	4,020.24	63,142.94	76,384.52	20.97%	24.77%	326,775.57
NYAuTN12	2,952.10	4,303.49	56,089.87	81,766.35	45.78%	-12.07%	534,421.48
PAu99.95	641,934.88	302,558.35	12,196,762.79	5,748,608.68	-52.87%	163.06%	22,933,004.00
PAu99.99	3,345,865.74	3,551,703.41	63,571,448.98	67,482,364.81	6.15%	6.76%	342,835,324.72
IPAu99.99	470,640.94	359,458.34	8,942,177.88	6,829,708.46	-23.62%	136.00%	53,462,089.53
IPAu99.5	0.00	0.00	0.00	0.00	-	-	0.00
OAu99.99	25,467.03	72,282.81	483,873.60	1,373,373.40	183.83%	116.44%	4,160,258.60
LAu99.95	0.00	0.00	0.00	0.00	-	-100.00%	32,414.60
LAu99.99	0.00	0.00	0.00	0.00	-	-100.00%	433,705.40
SHAU	227,444.48	354,887.88	4,321,445.12	6,742,869.65	56.03%	50.84%	23,792,999.03
Pt99.95	18,223.09	10,948.38	346,238.68	208,019.15	-39.92%	-28.35%	1,042,066.79
Ag99.99	412.21	228.32	7,832.04	4,338.13	-44.61%	-57.38%	29,148.36
Ag(T+D)	894,070.48	803,964.66	16,987,339.06	15,275,328.52	-10.08%	-78.31%	105,319,911.82
PAg99.99	5,002.31	6,264.10	95,043.89	119,017.92	25.22%	-59.12%	652,917.39
OAg99.99	0.00	0.00	0.00	0.00	-	-	0.00
SHAG	27,447.82	27,283.42	521,508.67	518,385.01	-0.60%	-5.44%	2,362,360.71
Au Products (in total)	6,145,362.36	6,019,325.81	116,761,884.81	114,367,190.31	-2.05%	3.62%	600,276,091.44
Ag Products (in total)	926,932.82	837,740.50	17,611,723.66	15,917,069.58	-9.62%	-77.67%	108,364,338.29
Pt Products (in total)	18,223.09	10,948.38	346,238.68	208,019.15	-39.92%	-28.35%	1,042,066.79
Total	7,090,518.27	6,868,014.69	134,719,847.15	130,492,279.04	-3.14%	-28.28%	709,682,496.51





Other Market Data

Delivery Volume

Delivery Volume (in kg)		
	Gold	Silver
Delivery Volume (Present Month)	597,391.50	3,184,080.00
Trading Volume (Present Month)	825,889.70	33,306,070.00
Delivery Ratio (Present Month)	72.33%	9.56%
Delivery Volume (Accumulative Total)	3,154,919.50	18,859,830.00
Trading Volume (Accumulative Total)	4,521,065.50	218,050,196.00
Delivery Ratio (Accumulative Total)	69.78%	8.65%
Withdrawal Volume (Present Month)	103,119.95	24,375.00
Withdrawal Volume (Accumulative Total)	568,584.85	245,850.00

Price Comparison Chart (Gold)

